

AIT200-SG High-Precision Current Transducer

AIT200-SG has a high gain and measurement accuracy in the full bandwidth range, due to the application of the multi-point zero-flux technology system and high-frequency ripple sensing channel on top of currently existing DC sensor technology.

The multi-point zero-flux technology system secures the high accuracy by utilizing the technology combination of exciting magnetic flux closed-loop control, self-excited magnetic flux gate and multi-closed-loop control that realizes the closed-loop control between excitation magnetic flux and AC/DC magnetic flux generated by primary current, while the high-frequency ripple sensing channel allows the sensor to have the high performance over the full bandwidth range.

Product photo



SHENZHEN HANGZHI PRECISION ELECTRONICS CO.,LTD

Add: Rm 531, Building B, Huayuan Hi-Tech Innovation Park,
Baoyuan Rd, Bao'an District, Shenzhen, China P.R.

Email: sales@hangzhiprecision.com

Tel: +86 (0)755 8259 3440

Technical Support: support@hangzhiprecision.com

Website: www.hangzhiprecision.com





Key Technologies

- ◇ Excitation closed-loop control technology
- ◇ Self-excitation demagnetization technology
- ◇ Multi-point zero-flux technology
- ◇ Temperature control compensation technology
- ◇ Multi-range automatic switching technology

Features

- ◇ Insulated measurement between primary and secondary side
- ◇ Excellent linearity and accuracy
- ◇ Extremely low temperature drift
- ◇ Extremely low zero drift
- ◇ Broad band and low response time
- ◇ Strong anti-electromagnetic interference

Application Domain

- ◇ Medical Equipment: Scanner, MRI
- ◇ Power Industry: Converter, Inverter □
- ◇ Renewable Energy: Photovoltaic, Wind energy
- ◇ Testing Instrument: Power analyzer, High-precision power supply
- ◇ Smart Power Grid: Power generation and battery monitoring, Medium low voltage substation
- ◇ Industry Control: Industrial motor drive, UPS, Welding, Robot, Hoist, Elevator, Ski lift
- ◇ Rail Transit: EMU, Metro, Trolley car □
- ◇ Ship: Electric driven ship
- ◇ Car: Electric car

Electrical Performance

| Parameter | Symbol | Measuring Conditions | Min | Typ | Max | Unit |
|--------------------------------------|--------------|-----------------------|--------|--------|--------|------|
| Primary nominal direct current | I_{PN_DC} | — | — | ±200 | — | Adc |
| Primary nominal alternating current* | I_{PN} | — | — | 141 | — | Aac |
| Primary overload current | I_{PM} | 1 Minute | — | — | ±240 | Adc |
| Operating Voltage | V_C | — | ±14.2 | ±15 | ±15.8 | V |
| Power consumption current | I_{PWR} | Rated primary current | ±30 | ±230 | ±270 | mA |
| Current ratio | K_N | Input : Output | 1000:1 | 1000:1 | 1000:1 | — |
| Rated output current | I_{SN} | Rated Primary current | — | ±0.2 | — | A |
| Secondary burden resistance | R_M | See Fig. 1 | 0 | 10 | 30 | Ω |

* refers to AC effective value

SHENZHEN HANGZHI PRECISION ELECTRONICS CO.,LTD

Add: Rm 531, Building B, Huayuan Hi-Tech Innovation Park, Baoyuan Rd, Bao'an District, Shenzhen, China P.R.

Email: sales@hangzhiprecision.com

Tel: +86 (0)755 8259 3440

Technical Support: support@hangzhiprecision.com

Website: www.hangzhiprecision.com





Accuracy Measurement

| Parameter | Symbol | Measuring Conditions | Min | Typ | Max | Unit |
|----------------------------|-----------------|--|-----|-----|--------------------------------------|-----------|
| Accuracy | X _G | Input direct current, 25±10°C | — | — | 10 | ppm |
| Linearity | ε _L | — | — | — | 2 | ppm |
| Temperature stability | T _C | — | — | — | 0.1 | ppm/K |
| Time stability | T _T | — | — | — | 0.2 | ppm/month |
| Power supply interference | T _V | — | — | — | 1 | ppm/V |
| Zero offset current | I ₀ | @25°C | — | — | 1 (can be adjusted to zero by users) | ppm |
| Ripple current | I _N | DC-10Hz | — | — | 0.5 | ppm |
| Dynamic response time | t _r | di/dt=100A/us, rised to 90%I _{PN} | — | — | 1 | us |
| Current change rate | di/dt | — | 100 | — | — | A/us |
| Frequency bandwidth (-3dB) | F | — | 0 | — | 500 | kHz |
| Zero offset current | I _{OT} | Full temperature range | — | — | ±5 | μA |

Safety Characteristics

| Parameter | Symbol | Measuring Conditions | Value | Unit |
|---|-----------------|----------------------|-------|------|
| Insulation voltage / Between primary and secondary sides | V _d | 50Hz,1min | 5 | KV |
| Transient isolation withstand voltage / Between primary and secondary sides | V _w | 50us | 10 | KV |
| Creepage distance / Between the primary and the outer shell | dC _p | — | 11 | mm |
| Clearance distance / Between the primary and the outer shell | dC _i | — | 11 | mm |
| Comparative tracking index | CTI | IEC-60112 | 600 | V |

General Characteristics

SHENZHEN HANGZHI PRECISION ELECTRONICS CO.,LTD

Add: Rm 531, Building B, Huayuan Hi-Tech Innovation Park, Baoyuan Rd, Bao'an District, Shenzhen, China P.R.

Email: sales@hangzhiprecision.com

Tel: +86 (0)755 8259 3440

Technical Support: support@hangzhiprecision.com

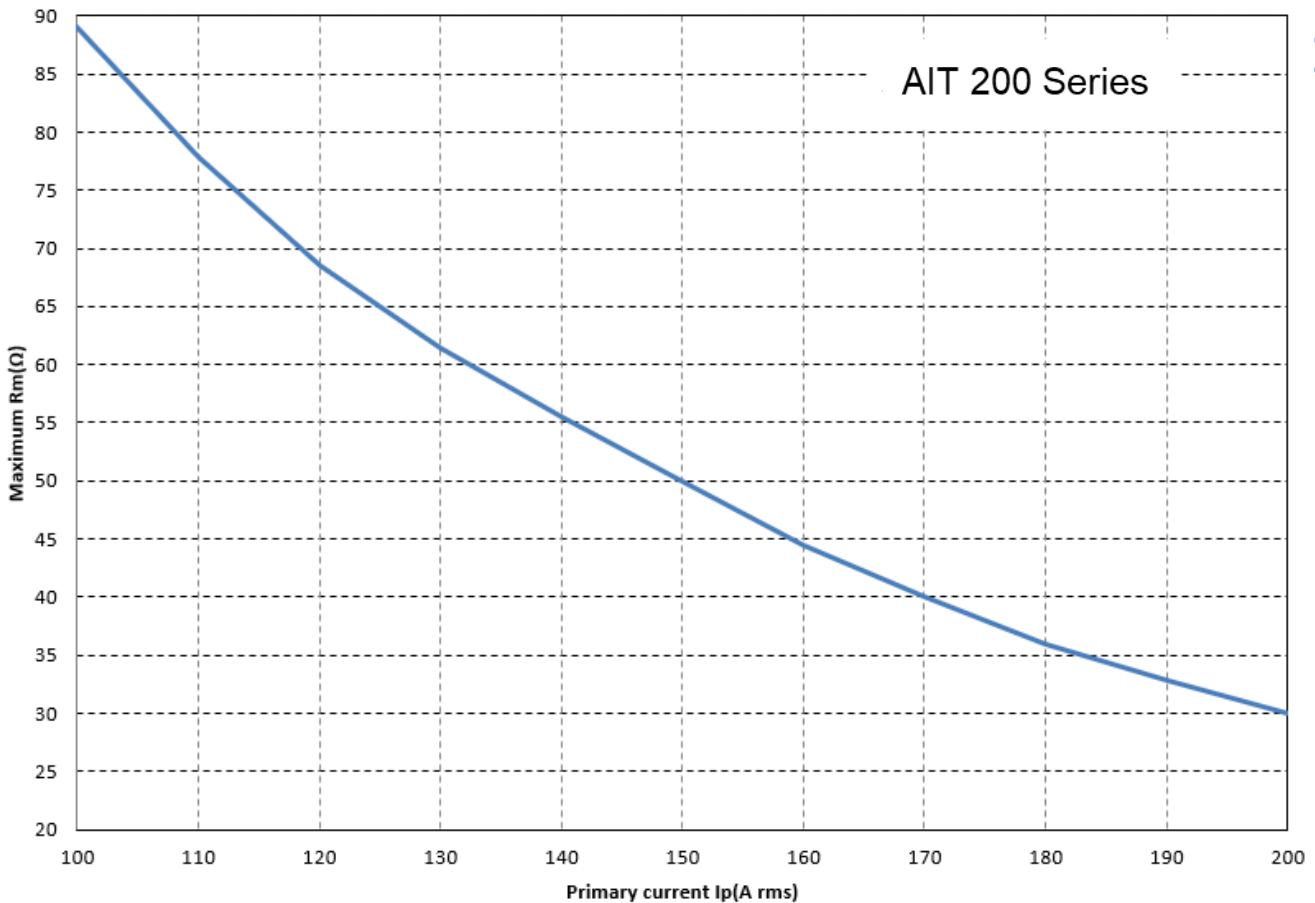
Website: www.hangzhiprecision.com





| Parameter | Symbol | Measuring Conditions | Min | Typ | Max | Unit |
|-------------------------------|--------|----------------------|-----|--------|-----|--------------------|
| Ambient operating temperature | T_A | — | -40 | — | +85 | $^{\circ}\text{C}$ |
| Mass | M | — | | 480±50 | | g |

Burden Resistor Instructions



Operating Status Instructions

SHENZHEN HANGZHI PRECISION ELECTRONICS CO.,LTD

Add: Rm 531, Building B, Huayuan Hi-Tech Innovation Park, Baoyuan Rd, Bao'an District, Shenzhen, China P.R.

Email: sales@hangzhiprecision.com

Tel: +86 (0)755 8259 3440

Technical Support: support@hangzhiprecision.com

Website: www.hangzhiprecision.com





◇ Normal status:

The green indicator is on when the device is running normally:

After the device is powered on, the green indicator is on when the device is running normally, and the 3rd pin and 8th pin of D-Sub9 interface are connected together.

◇ Fault status:

The green light will be off when the transducer is in fault mode.

Trouble-shooting:

a) When the green light is off, the power supply should be checked as the first step;

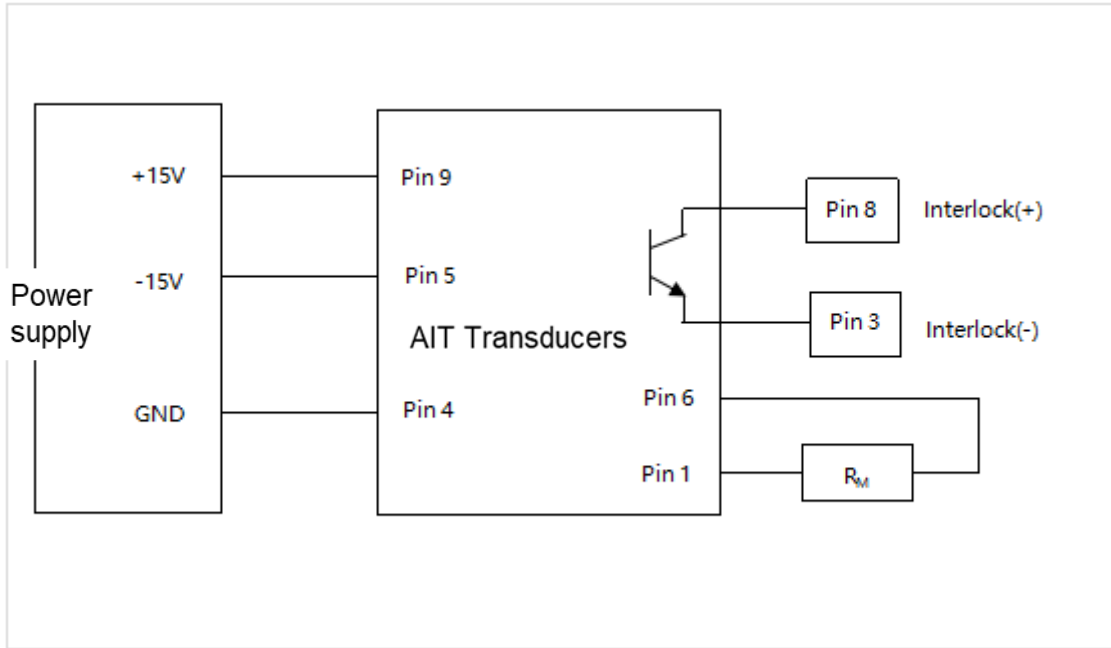
b) If the power supply is normal, then the primary current is over the specified measurement range and the transducers will be in overload mode.

In this mode, the transducers will be working in non-zero flux mode, that the secondary current remains at specified maximum output, the secondary and primary currents are not in proportional and the connection between pin 3 & 8 of the DB9 interface will be off.

Connection system

1. D-Sub9 Connection terminal pin function definition

| Pin No. | 1 | 2、7 | 3 | 4 | 5 | 6 | 8 | 9 |
|------------|-----------------|-----|--------------|-----|----------------|----------|--------------|----------------|
| Definition | I_Output COM | N.C | Interlock(-) | GND | -15V Supply | I_Output | Interlock(+) | +15V Supply |



Test instruction :

The primary current I_P can be obtained by measuring the test current I_S flowing through R_M or the voltage U_R across R_M :

$$I_P = K_N * I_S = K_N * (U_R/R_M)$$

2. Interlock Port connection description :

There are two types of Interlock Port connection based on users' actual application shown as Fig A and Fig B:

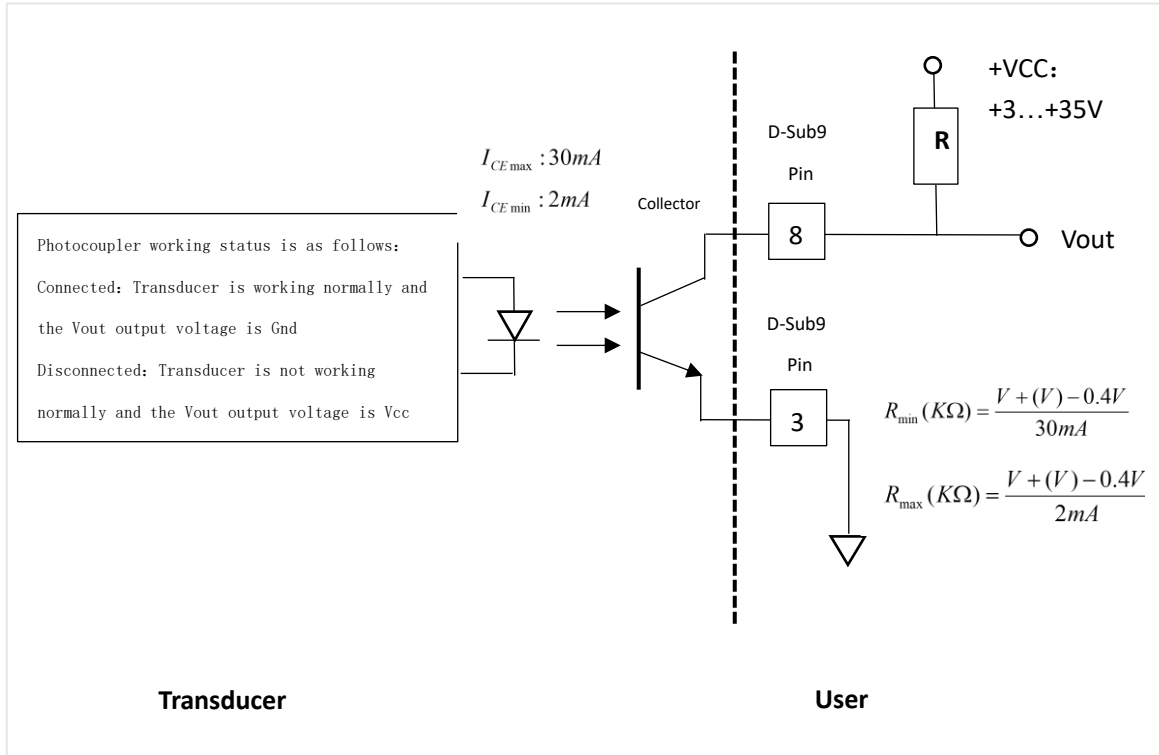


Fig A: Low level output when the transducer is operating normally

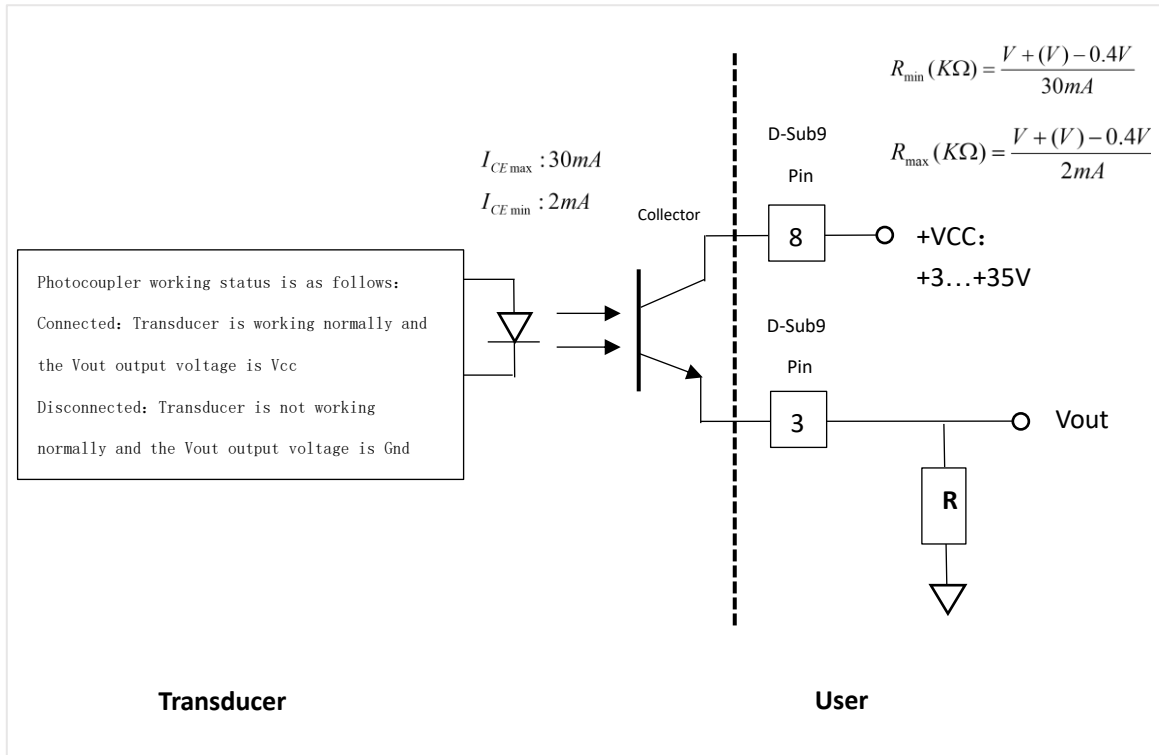


Fig B: High output when the transducer is operating normally

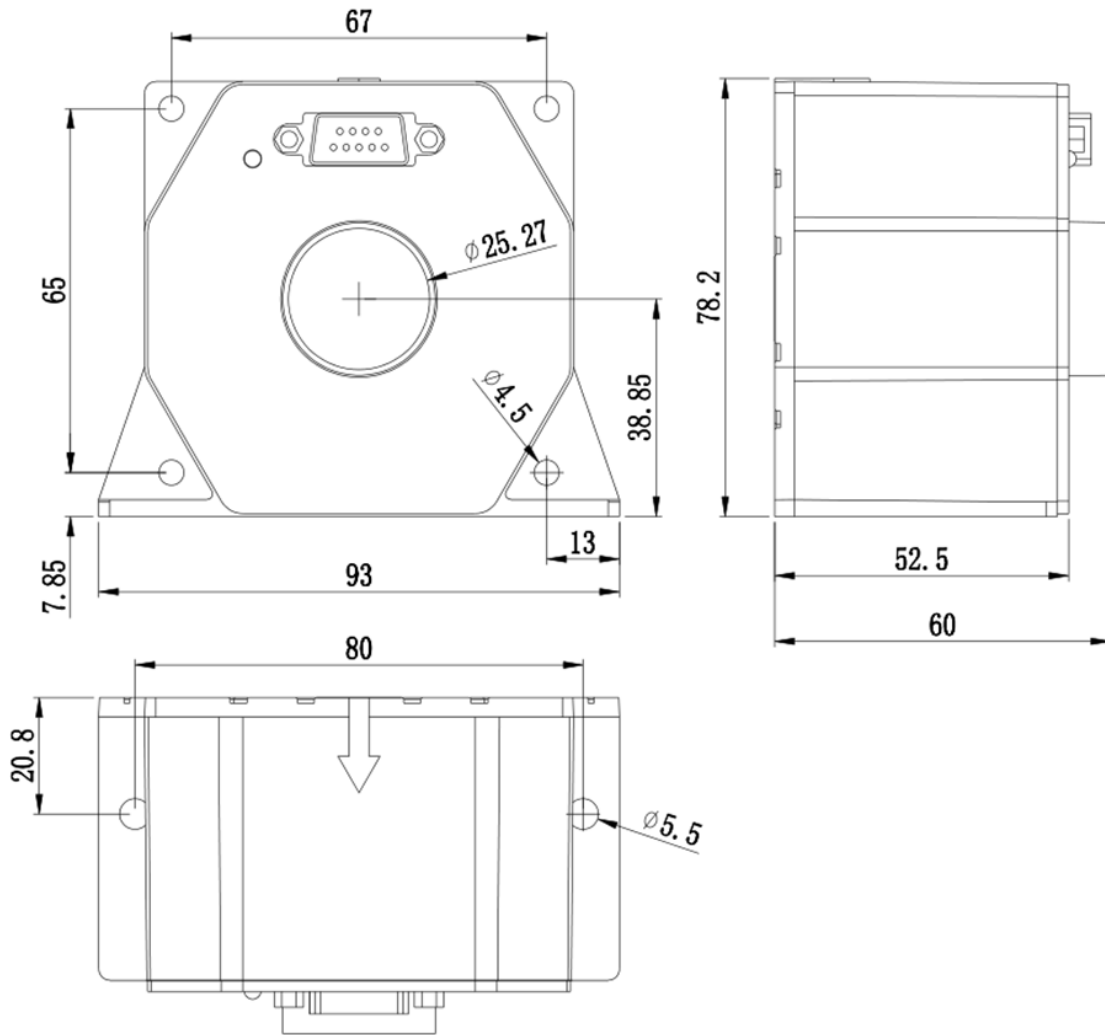


3. The output of the pin Vout in the optocoupler is related to the user-designed circuit, as shown in the following table.

| Parameter | Vout | Description |
|-----------|-------|---|
| Fig A | <0.2V | The transducer is working normally. |
| | Vcc | The transducer is working abnormally, i.e., in overload mode or abnormal power supply |
| Fig B | <0.2V | The transducer is working abnormally, i.e., in overload mode or abnormal power supply |
| | Vcc | The transducer is working normally. |

Dimensions

Unit: mm



SHENZHEN HANGZHI PRECISION ELECTRONICS CO.,LTD

Add: Rm 531, Building B, Huayuan Hi-Tech Innovation Park,
Baoyuan Rd, Bao'an District, Shenzhen, China P.R.

Email: sales@hangzhiprecision.com

Technical Support: support@hangzhiprecision.com

Tel: +86 (0)755 8259 3440

Website: www.hangzhiprecision.com

